

Table of Contents

<u>Web Server Statistics for www.yoursocialworker.com</u>	1/21
<u>General Summary</u>	1/21
<u>Weekly Report</u>	1/21
<u>Daily Report</u>	1/21
<u>Daily Summary</u>	2/21
<u>Hourly Summary</u>	2/21
<u>Request Report</u>	2/21
<u>Directory Report</u>	3/21
<u>Referrer Report</u>	4/21
<u>Referring Site Report</u>	5/21
<u>Search Query Report</u>	6/21
<u>Search Word Report</u>	7/21
<u>Domain Report</u>	7/21
<u>Organization Report</u>	8/21
<u>Browser Summary</u>	16/21
<u>Operating System Report</u>	17/21
<u>File Size Report</u>	18/21
<u>File Type Report</u>	19/21
<u>Failure Report</u>	19/21
<u>Failed Referrer Report</u>	20/21



Web Server Statistics for www.yoursocialworker.com

Analyzed requests from Tue, Dec 01 2009 at 12:02 AM to Thu, Dec 31 2009 at 11:59 PM (31.00 days).

General Summary

(Go To: [Top](#) | [General Summary](#) | [Weekly Report](#) | [Daily Report](#) | [Daily Summary](#) | [Hourly Summary](#) | [Request Report](#) | [Directory Report](#) | [Referrer Report](#) | [Referring Site Report](#) | [Search Query Report](#) | [Search Word Report](#) | [Domain Report](#) | [Organization Report](#) | [Browser Summary](#) | [Operating System Report](#) | [File Size Report](#) | [File Type Report](#) | [Failure Report](#) | [Failed Referrer Report](#))

This report contains overall statistics.

Successful requests: 67,950
Average successful requests per day: 2,192
Successful requests for pages: 34,731
Average successful requests for pages per day: 1,120
Distinct files requested: 1,108
Distinct hosts served: 7,824
Data transferred: 10.98 gigabytes
Average data transferred per day: 362.78 megabytes

Weekly Report

(Go To: [Top](#) | [General Summary](#) | [Weekly Report](#) | [Daily Report](#) | [Daily Summary](#) | [Hourly Summary](#) | [Request Report](#) | [Directory Report](#) | [Referrer Report](#) | [Referring Site Report](#) | [Search Query Report](#) | [Search Word Report](#) | [Domain Report](#) | [Organization Report](#) | [Browser Summary](#) | [Operating System Report](#) | [File Size Report](#) | [File Type Report](#) | [Failure Report](#) | [Failed Referrer Report](#))

This report lists the activity in each week.

Each unit (■) represents 300 requests for pages or part thereof.

week beg.	#reqs	#pages	Gbytes	
Nov/29/09	12,143	5,892	1.58	■
Dec/ 6/09	17,439	8,436	3.51	■
Dec/13/09	15,646	7,848	2.64	■
Dec/20/09	13,215	7,268	2.06	■
Dec/27/09	9,507	5,287	1.19	■

Busiest week: week beginning Dec/ 6/09 (8,436 requests for pages).

Daily Report

(Go To: [Top](#) | [General Summary](#) | [Weekly Report](#) | [Daily Report](#) | [Daily Summary](#) | [Hourly Summary](#) | [Request Report](#) | [Directory Report](#) | [Referrer Report](#) | [Referring Site Report](#) | [Search Query Report](#) | [Search Word Report](#) | [Domain Report](#) | [Organization Report](#) | [Browser Summary](#) | [Operating System Report](#) | [File Size Report](#) | [File Type Report](#) | [Failure Report](#) | [Failed Referrer Report](#))

This report lists the activity in each day.

Each unit (■) represents 60 requests for pages or part thereof.

date	#reqs	#pages	Mbytes	
Dec/ 1/09	2,627	1,144	396.62	■
Dec/ 2/09	2,504	1,155	379.56	■
Dec/ 3/09	2,359	1,126	309.77	■
Dec/ 4/09	2,848	1,490	288.04	■
Dec/ 5/09	1,805	977	246.52	■
Dec/ 6/09	1,821	889	293.16	■
Dec/ 7/09	3,259	1,494	877.70	■
Dec/ 8/09	3,460	1,610	757.42	■
Dec/ 9/09	2,806	1,322	472.89	■
Dec/10/09	2,180	1,128	334.09	■
Dec/11/09	2,182	1,140	520.27	■
Dec/12/09	1,731	853	342.94	■
Dec/13/09	1,969	874	368.18	■
Dec/14/09	2,528	1,177	354.91	■
Dec/15/09	2,860	1,418	526.94	■
Dec/16/09	2,387	1,147	396.00	■
Dec/17/09	2,220	1,155	250.14	■
Dec/18/09	2,191	1,270	568.25	■
Dec/19/09	1,491	807	235.27	■
Dec/20/09	1,713	919	363.07	■

Dec/21/09	2,122	1,179	469.05	
Dec/22/09	2,238	1,245	231.54	
Dec/23/09	2,274	1,213	428.07	
Dec/24/09	1,647	930	212.82	
Dec/25/09	1,572	880	178.58	
Dec/26/09	1,649	902	223.63	

Dec/27/09	1,719	971	298.15	
Dec/28/09	1,938	1,126	288.80	
Dec/29/09	2,150	1,098	219.36	
Dec/30/09	1,669	928	209.26	
Dec/31/09	2,031	1,164	204.50	

Busiest day: Dec/ 8/09 (1,610 requests for pages).

Daily Summary

(Go To: [Top](#) | [General Summary](#) | [Weekly Report](#) | [Daily Report](#) | [Daily Summary](#) | [Hourly Summary](#) | [Request Report](#) | [Directory Report](#) | [Referrer Report](#) | [Referring Site Report](#) | [Search Query Report](#) | [Search Word Report](#) | [Domain Report](#) | [Organization Report](#) | [Browser Summary](#) | [Operating System Report](#) | [File Size Report](#) | [File Type Report](#) | [Failure Report](#) | [Failed Referrer Report](#))

This report lists the total activity for each day of the week, summed over all the weeks in the report.

Each unit (■) represents 200 requests for pages or part thereof.

day	#reqs	#pages	Gbytes	
Sun	7,222	3,653	1.29	
Mon	9,847	4,976	1.94	
Tue	13,335	6,515	2.08	
Wed	11,640	5,765	1.84	
Thu	10,437	5,503	1.28	
Fri	8,793	4,780	1.52	
Sat	6,676	3,539	1.02	

Hourly Summary

(Go To: [Top](#) | [General Summary](#) | [Weekly Report](#) | [Daily Report](#) | [Daily Summary](#) | [Hourly Summary](#) | [Request Report](#) | [Directory Report](#) | [Referrer Report](#) | [Referring Site Report](#) | [Search Query Report](#) | [Search Word Report](#) | [Domain Report](#) | [Organization Report](#) | [Browser Summary](#) | [Operating System Report](#) | [File Size Report](#) | [File Type Report](#) | [Failure Report](#) | [Failed Referrer Report](#))

This report lists the total activity for each hour of the day, summed over all the days in the report.

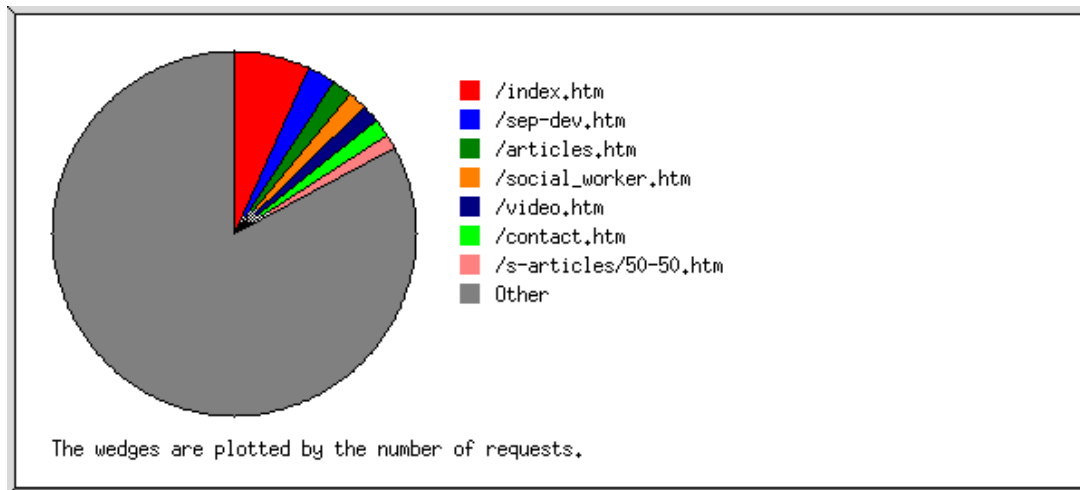
Each unit (■) represents 60 requests for pages or part thereof.

hour	#reqs	#pages	Mbytes	
0	2,643	1,339	460.16	
1	2,366	1,333	605.55	
2	2,866	1,940	422.21	
3	2,453	1,548	324.32	
4	1,987	1,201	463.75	
5	1,828	1,049	520.68	
6	1,879	1,043	766.98	
7	2,039	1,090	479.90	
8	2,442	1,410	482.83	
9	2,978	1,411	460.61	
10	3,182	1,486	406.07	
11	3,161	1,603	409.11	
12	3,328	1,606	434.99	
13	3,510	1,494	501.47	
14	4,416	1,629	530.07	
15	3,767	1,586	359.11	
16	2,760	1,418	437.20	
17	2,971	1,584	305.94	
18	3,318	1,659	367.11	
19	2,852	1,512	550.88	
20	2,812	1,417	515.85	
21	3,061	1,505	633.74	
22	2,631	1,347	509.28	
23	2,700	1,521	297.68	

Request Report

(Go To: [Top](#) | [General Summary](#) | [Weekly Report](#) | [Daily Report](#) | [Daily Summary](#) | [Hourly Summary](#) | [Request Report](#) | [Directory Report](#) | [Referrer Report](#) | [Referring Site Report](#) | [Search Query Report](#) | [Search Word Report](#) | [Domain Report](#) | [Organization Report](#) | [Browser Summary](#) | [Operating System Report](#) | [File Size Report](#) | [File Type Report](#) | [Failure Report](#) | [Failed Referrer Report](#))

This report lists the files on the site.



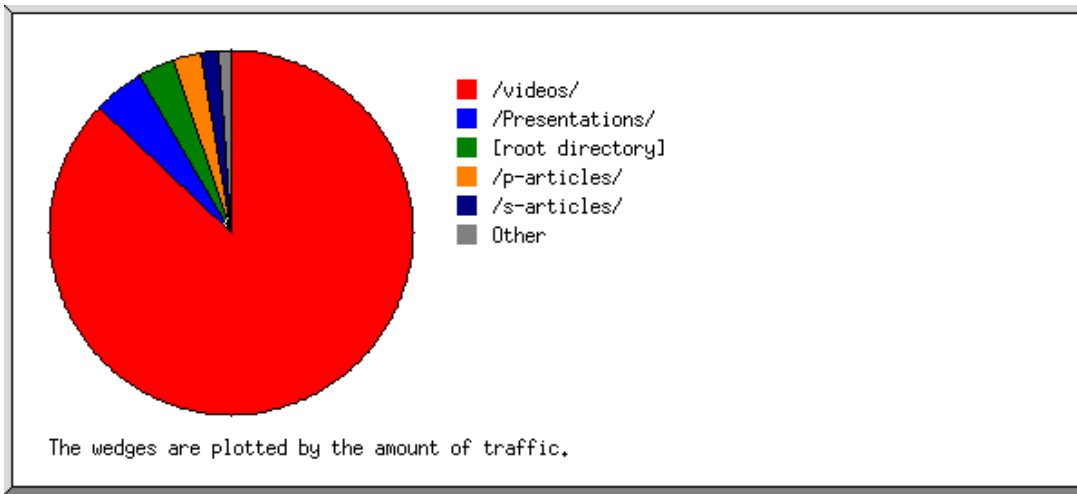
Listing the top 30 files by the number of requests, sorted by the number of requests.

#reqs	%reqs	Mbytes	%bytes	file
2,372	6.83%	25.26	4.65%	/index.htm
859	2.47%	44.27	8.15%	/sep-dev.htm
639	1.84%	37.51	6.90%	/articles.htm
576	1.66%	22.78	4.19%	/social_worker.htm
552	1.59%	37.10	6.83%	/video.htm
544	1.57%	6.49	1.19%	/contact.htm
457	1.32%	5.46	1.01%	/s-articles/50-50.htm
341	0.98%	6.79	1.25%	/links.htm
338	0.97%	8.82	1.62%	/boundaries.htm
304	0.88%	2.73	0.50%	/s-articles/PPW.htm
263	0.76%	2.66	0.49%	/Presentations/pp.htm
263	0.76%	2.08	0.38%	/p-articles/child-sex-play.pdf
252	0.73%	2.74	0.50%	/s-articles/backfire.htm
252	0.73%	3.10	0.57%	/p-articles/verbal_abuse.htm
247	0.71%	0.05	0.01%	/
243	0.70%	3.53	0.65%	/p-articles/developmental-milestones.htm
243	0.70%	3.40	0.63%	/p-articles/blended_families.htm
234	0.67%	2.91	0.54%	/p-articles/alcoholic.htm
233	0.67%	3.06	0.56%	/p-articles/terrible-twos.htm
232	0.67%	2.36	0.43%	/p-articles/sexual-abuse.htm
231	0.67%	30.96	5.70%	/advice.htm
227	0.65%	2.67	0.49%	/s-articles/Resolving Separation and Divorce Issues.htm
221	0.64%	5.17	0.95%	/Counseling.htm
217	0.62%	2.64	0.49%	/s-articles/separation_adjustment.htm
214	0.62%	2.93	0.54%	/p-articles/iump_the_pond.htm
211	0.61%	2.39	0.44%	/p-articles/parenting-teens.htm
202	0.58%	2.89	0.53%	/p-articles/teen-drug.htm
198	0.57%	2.39	0.44%	/p-articles/Counseling_teens.htm
196	0.56%	2.18	0.40%	/p-articles/parenting_special_needs.htm
192	0.55%	1.82	0.34%	/s-articles/as_if_parenting.htm
23,178	66.74%	264.28	48.63%	[not listed: 552 files]

Directory Report

(Go To: [Top](#) | [General Summary](#) | [Weekly Report](#) | [Daily Report](#) | [Daily Summary](#) | [Hourly Summary](#) | [Request Report](#) | [Directory Report](#) | [Referrer Report](#) | [Referring Site Report](#) | [Search Query Report](#) | [Search Word Report](#) | [Domain Report](#) | [Organization Report](#) | [Browser Summary](#) | [Operating System Report](#) | [File Size Report](#) | [File Type Report](#) | [Failure Report](#) | [Failed Referrer Report](#))

This report lists the directories from which files were requested. (The figures for each directory include all of its subdirectories.)



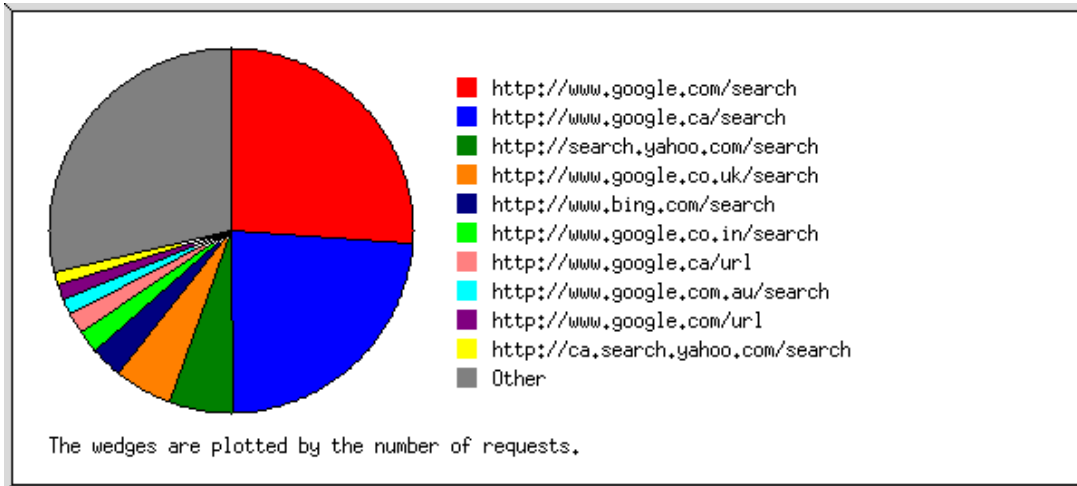
Listing directories with at least 1 byte of traffic, sorted by the amount of traffic.

#reqs	%reqs	Gbytes	%bytes	directory
12,641	18.60%	9.56	87.05%	/videos/
1,931	2.84%	0.50	4.58%	/Presentations/
10,604	15.61%	0.35	3.22%	[root directory]
29,505	43.42%	0.28	2.57%	/p-articles/
11,503	16.93%	0.17	1.53%	/s-articles/
1,467	2.16%	0.10	0.93%	/family/
281	0.41%	0.01	0.12%	/resume/
18	0.03%	0.00	0.01%	/nc_parenting/

Referrer Report

(Go To: [Top](#) | [General Summary](#) | [Weekly Report](#) | [Daily Report](#) | [Daily Summary](#) | [Hourly Summary](#) | [Request Report](#) | [Directory Report](#) | [Referrer Report](#) | [Referring Site Report](#) | [Search Query Report](#) | [Search Word Report](#) | [Domain Report](#) | [Organization Report](#) | [Browser Summary](#) | [Operating System Report](#) | [File Size Report](#) | [File Type Report](#) | [Failure Report](#) | [Failed Referrer Report](#))

This report lists the referrers (where people followed links from, or pages which included this site's images).



Listing the top 30 referring URLs by the number of requests, sorted by the number of requests.

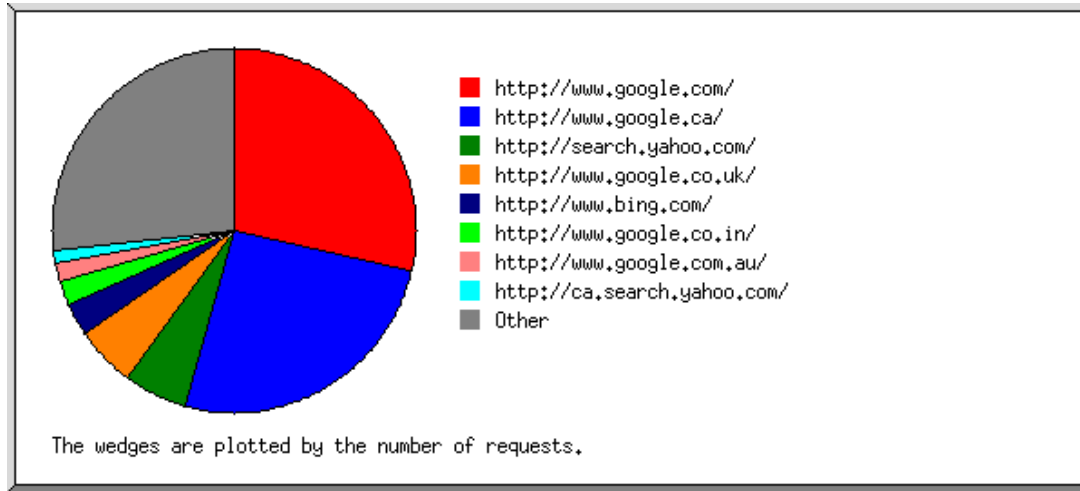
#reqs	%reqs	URL
1,573	26.22%	http://www.google.com/search
1,415	23.59%	http://www.google.ca/search
338	5.63%	http://search.yahoo.com/search
307	5.12%	http://www.google.co.uk/search
173	2.88%	http://www.bing.com/search
119	1.98%	http://www.google.co.in/search
108	1.80%	http://www.google.ca/url
93	1.55%	http://www.google.com.au/search
81	1.35%	http://www.google.com/url
62	1.03%	http://ca.search.yahoo.com/search
58	0.97%	http://translate.googleusercontent.com/translate_c
36	0.60%	http://www.google.ie/search
32	0.53%	http://220.181.38.82/m

31	0.52%	http://www.livestrong.com/forums/viewtopic.php
28	0.47%	http://parenting.learningdesignonline.com/mod/resource/view.php
28	0.47%	http://music.search.cnb.yahoo.com/
24	0.40%	http://www.cyfernet.org/pagelist.php
24	0.40%	http://www.google.cn/search
22	0.37%	http://74.125.93.132/search
21	0.35%	http://search.aol.com/aol/search
19	0.32%	http://www.google.com.eg/search
18	0.30%	http://youdao.com/search
18	0.30%	http://www.thepsychoexwife.com/parallel-parenting-how-it-evolves-implementation/
18	0.30%	http://images.google.com/imgres
17	0.28%	http://www.google.co.za/search
17	0.28%	http://www.google.com.pk/search
16	0.27%	http://www.ask.com/web
15	0.25%	http://www.topdivorcesites.com/articles.htm
15	0.25%	http://www.google.com/m/search
15	0.25%	http://www.lawtulsa.com/10.html
1,258	20.97%	[not listed: 540 URLs]

Referring Site Report

(Go To: [Top](#) | [General Summary](#) | [Weekly Report](#) | [Daily Report](#) | [Daily Summary](#) | [Hourly Summary](#) | [Request Report](#) | [Directory Report](#) | [Referrer Report](#) | [Referring Site Report](#) | [Search Query Report](#) | [Search Word Report](#) | [Domain Report](#) | [Organization Report](#) | [Browser Summary](#) | [Operating System Report](#) | [File Size Report](#) | [File Type Report](#) | [Failure Report](#) | [Failed Referrer Report](#))

This report lists which servers people followed links from.



Listing the top 30 referring sites by the number of requests, sorted by the number of requests.

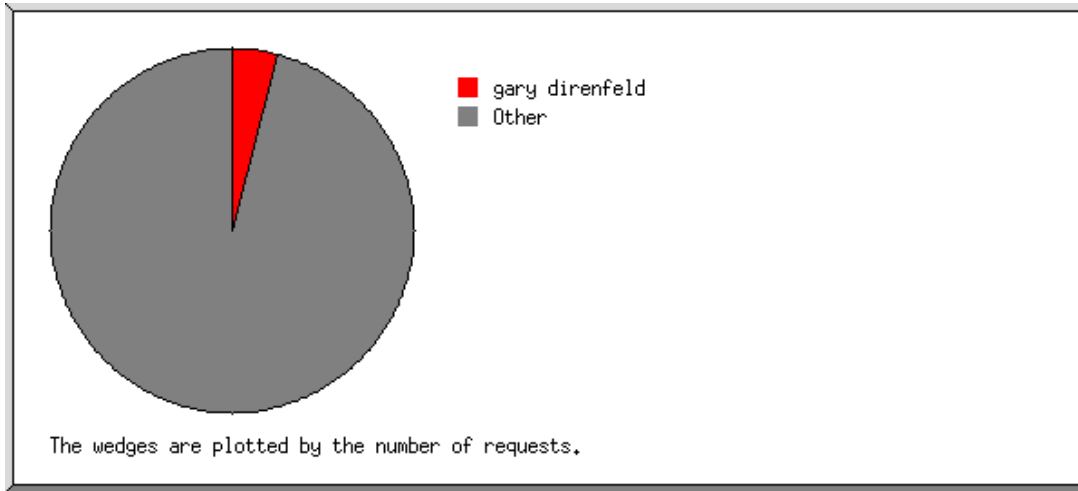
#reqs	%reqs	site
1,715	28.59%	http://www.google.com/
1,540	25.67%	http://www.google.ca/
339	5.65%	http://search.yahoo.com/
325	5.42%	http://www.google.co.uk/
176	2.93%	http://www.bing.com/
126	2.10%	http://www.google.co.in/
102	1.70%	http://www.google.com.au/
62	1.03%	http://ca.search.yahoo.com/
58	0.97%	http://translate.googleusercontent.com/
55	0.92%	http://www.womansdivorce.com/
38	0.63%	http://www.google.ie/
32	0.53%	http://220.181.38.82/
31	0.52%	http://www.livestrong.com/
31	0.52%	http://www.cyfernet.org/
28	0.47%	http://parenting.learningdesignonline.com/
28	0.47%	http://music.search.cnb.yahoo.com/
28	0.47%	http://www.ipromiseprogram.com/
24	0.40%	http://www.google.cn/
23	0.38%	http://images.google.com/
22	0.37%	http://www.google.co.za/
22	0.37%	http://74.125.93.132/
21	0.35%	http://search.aol.com/

19	0.32%	http://www.thepsychoexwife.com/
19	0.32%	http://www.google.com.eg/
18	0.30%	http://www.google.com.pk/
18	0.30%	http://youdao.com/
17	0.28%	http://www.ask.com/
17	0.28%	http://search.conduit.com/
17	0.28%	http://www.google.com.tr/
16	0.27%	http://www.lawtulsa.com/
1,032	17.20%	[not listed: 397 sites]

Search Query Report

(Go To: [Top](#) | [General Summary](#) | [Weekly Report](#) | [Daily Report](#) | [Daily Summary](#) | [Hourly Summary](#) | [Request Report](#) | [Directory Report](#) | [Referrer Report](#) | [Referring Site Report](#) | [Search Query Report](#) | [Search Word Report](#) | [Domain Report](#) | [Organization Report](#) | [Browser Summary](#) | [Operating System Report](#) | [File Size Report](#) | [File Type Report](#) | [Failure Report](#) | [Failed Referrer Report](#))

This report lists which queries people used in search engines to find the site.



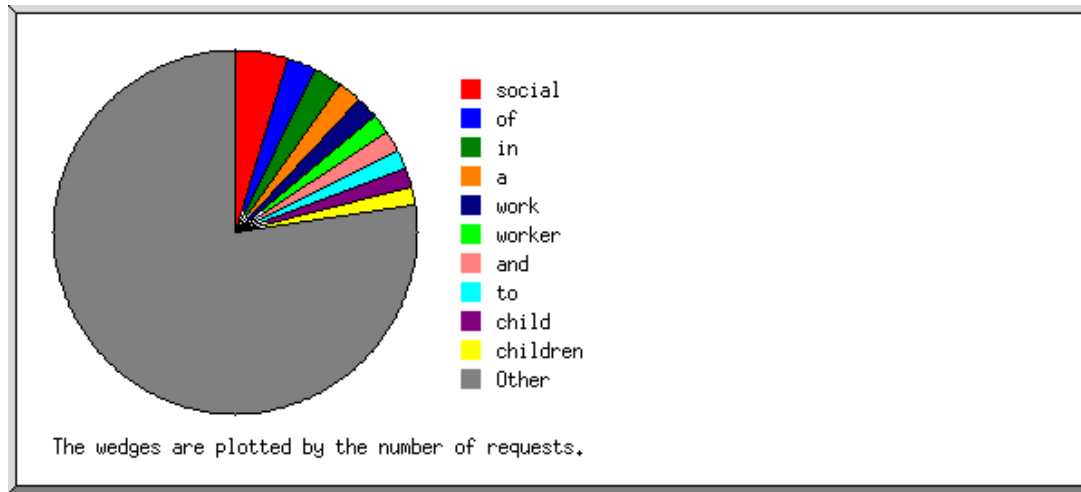
Listing the top 30 queries by the number of requests, sorted by the number of requests.

#reqs	search term
190	gary direnfeld
44	terrible twos
41	verbal abuse
38	person in environment perspective
29	child sex play
28	www.yoursocialworker.com
27	social worker
27	psychological abuse
23	divorce
23	parallel parenting
18	separation
16	daycare powerpoint presentation
15	gary direnfeld msw rsw
14	what is custody
14	rsw
14	yoursocialworker.com
14	children sex play
14	social work definition
13	social learning disability
13	separation and divorce
13	teen counselling
12	person in environment definition
12	filetype:ppt inurl:violence
11	developmental milestones
11	parenting teens
10	alcoholism
10	your social worker
10	divorce articles
10	sex play
10	gary direnfeld social worker
3,981	[not listed: 3,225 search terms]

Search Word Report

(Go To: [Top](#) | [General Summary](#) | [Weekly Report](#) | [Daily Report](#) | [Daily Summary](#) | [Hourly Summary](#) | [Request Report](#) | [Directory Report](#) | [Referrer Report](#) | [Referring Site Report](#) | [Search Query Report](#) | [Search Word Report](#) | [Domain Report](#) | [Organization Report](#) | [Browser Summary](#) | [Operating System Report](#) | [File Size Report](#) | [File Type Report](#) | [Failure Report](#) | [Failed Referrer Report](#))

This report lists which words people used in search engines to find the site.



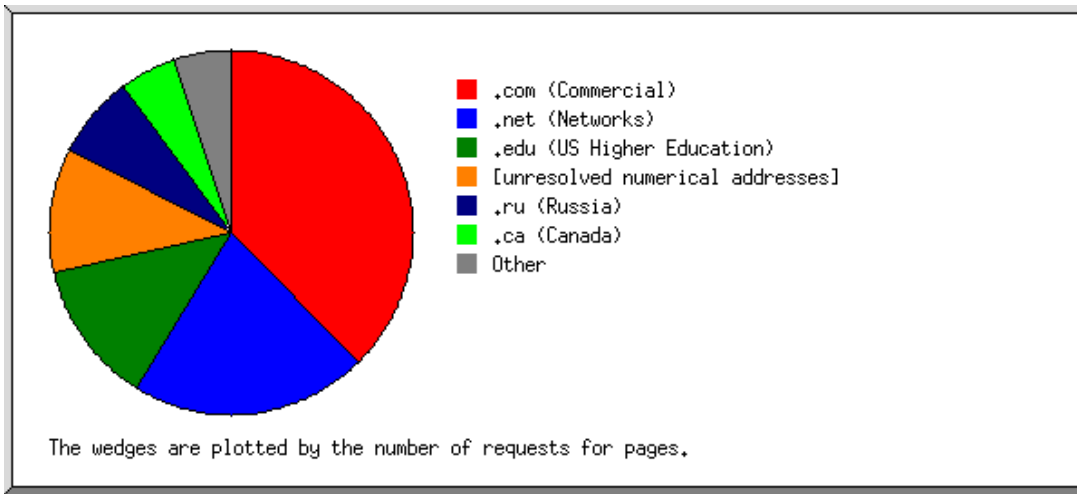
Listing the top 30 query words by the number of requests, sorted by the number of requests.

#reqs	search term
1,028	social
572	of
554	in
474	a
430	work
411	worker
387	and
383	to
378	child
347	children
277	gary
270	with
262	the
253	direnfeld
248	abuse
236	parenting
211	for
206	counselling
202	what
192	divorce
191	parent
190	violence
185	how
184	domestic
179	parents
174	on
161	ontario
145	sex
138	custody
136	is
12,857	[not listed: 2,320 search terms]

Domain Report

(Go To: [Top](#) | [General Summary](#) | [Weekly Report](#) | [Daily Report](#) | [Daily Summary](#) | [Hourly Summary](#) | [Request Report](#) | [Directory Report](#) | [Referrer Report](#) | [Referring Site Report](#) | [Search Query Report](#) | [Search Word Report](#) | [Domain Report](#) | [Organization Report](#) | [Browser Summary](#) | [Operating System Report](#) | [File Size Report](#) | [File Type Report](#) | [Failure Report](#) | [Failed Referrer Report](#))

This report lists the countries of the computers which requested files.



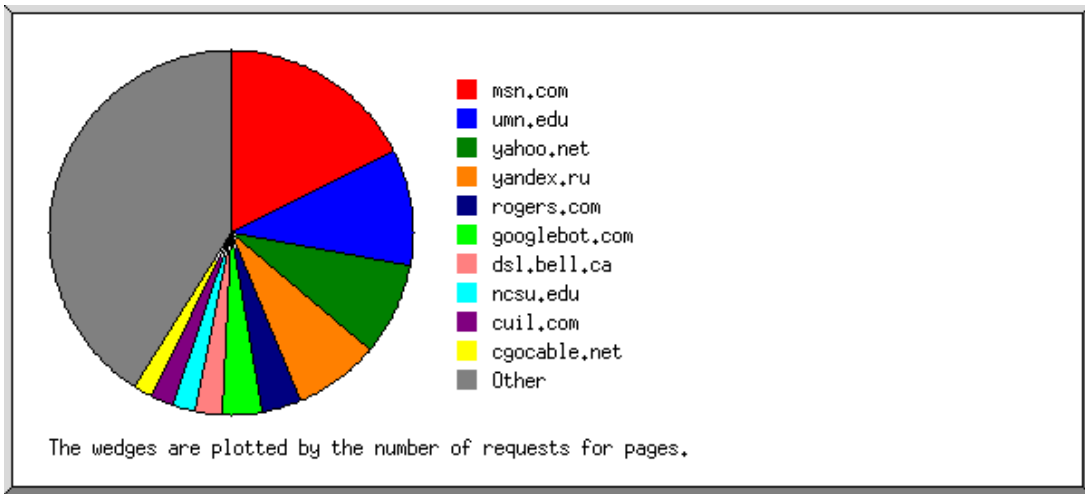
Listing domains with at least 10 requests for pages, sorted by the number of requests for pages.

#reqs	%reqs	#pages	%pages	domain
19,485	28.68%	13,073	37.64%	.com (Commercial)
14,225	20.93%	7,272	20.94%	.net (Networks)
5,269	7.75%	4,436	12.77%	.edu (US Higher Education)
17,072	25.12%	3,851	11.09%	[unresolved numerical addresses]
3,829	5.64%	2,602	7.49%	.ru (Russia)
4,347	6.40%	1,742	5.02%	.ca (Canada)
520	0.77%	336	0.97%	.org (Non Profit Making Organizations)
524	0.77%	225	0.65%	.au (Australia)
506	0.74%	216	0.62%	.cn (China)
264	0.39%	133	0.38%	.uk (United Kingdom)
152	0.22%	71	0.20%	.arpa (Arpanet)
111	0.16%	71	0.20%	.nz (New Zealand)
157	0.23%	63	0.18%	.ie (Ireland)
157	0.23%	62	0.18%	.in (India)
122	0.18%	59	0.17%	.za (South Africa)
164	0.24%	56	0.16%	.us (United States)
71	0.10%	42	0.12%	.jp (Japan)
46	0.07%	34	0.10%	.de (Germany)
71	0.10%	30	0.09%	.gov (US Government)
64	0.09%	26	0.07%	.mx (Mexico)
49	0.07%	25	0.07%	.mil (US Military)
33	0.05%	18	0.05%	.br (Brazil)
40	0.06%	18	0.05%	.il (Israel)
57	0.08%	17	0.05%	[domain not given]
27	0.04%	14	0.04%	.nl (Netherlands)
25	0.04%	14	0.04%	.tr (Turkey)
28	0.04%	13	0.04%	.be (Belgium)
25	0.04%	12	0.03%	.it (Italy)
23	0.03%	11	0.03%	.id (Indonesia)
487	0.72%	189	0.54%	[not listed: 59 domains]

Organization Report

(Go To: [Top](#) | [General Summary](#) | [Weekly Report](#) | [Daily Report](#) | [Daily Summary](#) | [Hourly Summary](#) | [Request Report](#) | [Directory Report](#) | [Referrer Report](#) | [Referring Site Report](#) | [Search Query Report](#) | [Search Word Report](#) | [Domain Report](#) | [Organization Report](#) | [Browser Summary](#) | [Operating System Report](#) | [File Size Report](#) | [File Type Report](#) | [Failure Report](#) | [Failed Referrer Report](#))

This report lists the organizations of the computers which requested files.



Listing the top 100 organizations by the number of requests for pages, sorted by the number of requests for pages.

#	#reqs	%reqs	#pages	%pages	organization
1	7,362	10.83%	6,141	17.68%	msn.com
	7,257	10.68%	6,067	17.47%	search.msn.com
22	0.03%	12	0.03%	msnbot-65-55-51-112.msn.com	
15	0.02%	9	0.03%	msnbot-65-55-51-110.msn.com	
12	0.02%	9	0.03%	msnbot-65-55-51-70.msn.com	
8	0.01%	6	0.02%	msnbot-65-55-51-114.msn.com	
6	0.01%	6	0.02%	msnbot-65-55-115-151.msn.com	
6	0.01%	5	0.01%	msnbot-65-55-115-175.msn.com	
9	0.01%	5	0.01%	msnbot-65-55-51-115.msn.com	
7	0.01%	4	0.01%	msnbot-65-55-51-69.msn.com	
5	0.01%	4	0.01%	msnbot-65-55-51-111.msn.com	
4	0.01%	4	0.01%	msnbot-65-55-115-150.msn.com	
3		3	0.01%	msnbot-65-55-115-176.msn.com	
3		3	0.01%	msnbot-65-55-115-153.msn.com	
2		2	0.01%	msnbot-65-55-115-174.msn.com	
2		1		msnbot-65-55-115-152.msn.com	
1		1		msnbot-65-55-115-154.msn.com	
2	4,050	5.96%	3,580	10.31%	umn.edu
3	3,850	5.67%	2,849	8.20%	yahoo.net
	3,847	5.66%	2,847	8.20%	crawl.yahoo.net
	2		1		sp1.yahoo.net
	1		1		re2.yahoo.net
4	3,813	5.61%	2,590	7.46%	yandex.ru
5	2,923	4.30%	1,241	3.57%	rogers.com
	2,921	4.30%	1,240	3.57%	cable.rogers.com
	2		1		rss.rogers.com
6	1,655	2.44%	1,210	3.48%	googlebot.com
	413	0.61%	299	0.86%	crawl-66-249-65-111.googlebot.com
	384	0.57%	281	0.81%	crawl-66-249-65-84.googlebot.com
	329	0.48%	257	0.74%	crawl-66-249-65-86.googlebot.com
	186	0.27%	134	0.39%	crawl-66-249-71-193.googlebot.com
	102	0.15%	73	0.21%	crawl-66-249-65-162.googlebot.com
	73	0.11%	54	0.16%	crawl-66-249-65-90.googlebot.com
	61	0.09%	38	0.11%	crawl-66-249-65-188.googlebot.com
	50	0.07%	31	0.09%	crawl-66-249-65-173.googlebot.com
	10	0.01%	9	0.03%	crawl-66-249-65-66.googlebot.com
	9	0.01%	7	0.02%	crawl-66-249-65-156.googlebot.com
	5	0.01%	4	0.01%	crawl-66-249-65-140.googlebot.com
	3		3	0.01%	crawl-66-249-71-217.googlebot.com
	2		2	0.01%	crawl-66-249-65-72.googlebot.com
	2		2	0.01%	crawl-66-249-65-88.googlebot.com
	3		2	0.01%	crawl-66-249-65-100.googlebot.com
	4	0.01%	2	0.01%	crawl-66-249-65-132.googlebot.com
	2		2	0.01%	crawl-66-249-65-152.googlebot.com
	1		1		crawl-66-249-65-184.googlebot.com
	2		1		crawl-66-249-65-70.googlebot.com
	1		1		crawl-66-249-68-24.googlebot.com

7	1,866	2.75%	827	2.38%	dsl.bell.ca
	37	0.05%	34	0.10%	bas11-ottawa23-1177652003.dsl.bell.ca
	31	0.05%	25	0.07%	bas1-kitchener06-1177578441.dsl.bell.ca
	38	0.06%	24	0.07%	bas10-ottawa23-1177650360.dsl.bell.ca
	34	0.05%	24	0.07%	bas2-stcatharines10-1096629616.dsl.bell.ca
	62	0.09%	24	0.07%	bas4-hamilton14-1168058728.dsl.bell.ca
	36	0.05%	22	0.06%	bas6-hamilton14-1176141725.dsl.bell.ca
	46	0.07%	18	0.05%	bas17-toronto12-1168030486.dsl.bell.ca
	23	0.03%	17	0.05%	bas1-oshawa95-1177730122.dsl.bell.ca
	18	0.03%	15	0.04%	bas4-london14-1088911779.dsl.bell.ca
	24	0.04%	14	0.04%	bas21-toronto12-1279470436.dsl.bell.ca
	21	0.03%	14	0.04%	bas5-kitchener06-1096639502.dsl.bell.ca
	37	0.05%	13	0.04%	bas3-kitchener06-1128713285.dsl.bell.ca
	72	0.11%	12	0.03%	bas4-toronto02-1176006623.dsl.bell.ca
	15	0.02%	12	0.03%	bas11-kitchener06-1279760140.dsl.bell.ca
	20	0.03%	12	0.03%	bas4-sudbury98-1279264874.dsl.bell.ca
	21	0.03%	12	0.03%	bas5-kitchener06-1096638706.dsl.bell.ca
	15	0.02%	12	0.03%	bas1-toronto12-1167878769.dsl.bell.ca
	17	0.03%	11	0.03%	bas1-toronto43-1279532450.dsl.bell.ca
	24	0.04%	11	0.03%	bas12-toronto12-1128738863.dsl.bell.ca
	17	0.03%	9	0.03%	bas1-hamilton14-1177553365.dsl.bell.ca
8	820	1.21%	718	2.07%	ncsu.edu
9	691	1.02%	691	1.99%	cuil.com
	575	0.85%	575	1.66%	crawl-12c.cuil.com
	116	0.17%	116	0.33%	crawl-16c.cuil.com
10	1,423	2.09%	597	1.72%	cgocable.net
	712	1.05%	288	0.83%	home.cgocable.net
	301	0.44%	150	0.43%	home1.cgocable.net
	240	0.35%	90	0.26%	home3.cgocable.net
	80	0.12%	28	0.08%	commercial1.cgocable.net
	40	0.06%	23	0.07%	commercial.cgocable.net
	50	0.07%	18	0.05%	comm.cgocable.net
11	1,224	1.80%	557	1.60%	shawcable.net
	241	0.35%	121	0.35%	ed.shawcable.net
	210	0.31%	76	0.22%	vs.shawcable.net
	132	0.19%	68	0.20%	cg.shawcable.net
	121	0.18%	59	0.17%	vc.shawcable.net
	121	0.18%	56	0.16%	cc.shawcable.net
	50	0.07%	26	0.07%	vn.shawcable.net
	44	0.06%	26	0.07%	mh.shawcable.net
	47	0.07%	24	0.07%	tb.shawcable.net
	37	0.05%	15	0.04%	lb.shawcable.net
	41	0.06%	14	0.04%	ok.shawcable.net
	35	0.05%	13	0.04%	wp.shawcable.net
	20	0.03%	13	0.04%	su.shawcable.net
	25	0.04%	11	0.03%	vf.shawcable.net
	26	0.04%	8	0.02%	gv.shawcable.net
	11	0.02%	6	0.02%	ss.shawcable.net
	13	0.02%	4	0.01%	rd.shawcable.net
	8	0.01%	4	0.01%	du.shawcable.net
	7	0.01%	2	0.01%	ca.shawcable.net
	5	0.01%	2	0.01%	vw.shawcable.net
	9	0.01%	2	0.01%	cq.shawcable.net
12	1,302	1.92%	512	1.47%	comcast.net
	134	0.20%	59	0.17%	ca.comcast.net
	129	0.19%	56	0.16%	pa.comcast.net
	85	0.13%	39	0.11%	il.comcast.net
	78	0.11%	34	0.10%	mi.comcast.net
	82	0.12%	33	0.10%	ma.comcast.net
	47	0.07%	32	0.09%	tn.comcast.net
	105	0.15%	32	0.09%	wa.comcast.net
	98	0.14%	29	0.08%	fl.comcast.net
	46	0.07%	21	0.06%	co.comcast.net
	61	0.09%	21	0.06%	nj.comcast.net
	37	0.05%	17	0.05%	ga.comcast.net
	43	0.06%	16	0.05%	nm.comcast.net

46	0.07%	15	0.04%	or.comcast.net	
31	0.05%	14	0.04%	tx.comcast.net	
39	0.06%	14	0.04%	nh.comcast.net	
54	0.08%	13	0.04%	in.comcast.net	
38	0.06%	12	0.03%	md.comcast.net	
24	0.04%	11	0.03%	ct.comcast.net	
21	0.03%	10	0.03%	mn.comcast.net	
33	0.05%	9	0.03%	va.comcast.net	
13	802	1.18%	509	1.47%	softlayer.com
	802	1.18%	509	1.47%	reverse.softlayer.com
14	421	0.62%	383	1.10%	entireweb.com
	421	0.62%	383	1.10%	c06.entireweb.com
15	947	1.39%	375	1.08%	rr.com
	718	1.06%	279	0.80%	res.rr.com
	229	0.34%	96	0.28%	biz.rr.com
16	797	1.17%	351	1.01%	sbcglobal.net
	72	0.11%	38	0.11%	chcgil.sbcglobal.net
	57	0.08%	37	0.11%	klmzmi.sbcglobal.net
	57	0.08%	31	0.09%	emhrii.sbcglobal.net
	96	0.14%	31	0.09%	rcsntx.sbcglobal.net
	48	0.07%	31	0.09%	livnmi.sbcglobal.net
	23	0.03%	17	0.05%	aus2tx.sbcglobal.net
	42	0.06%	14	0.04%	hstntx.sbcglobal.net
	34	0.05%	13	0.04%	irvnca.sbcglobal.net
	32	0.05%	10	0.03%	pltn13.sbcglobal.net
	31	0.05%	10	0.03%	bltnin.sbcglobal.net
	14	0.02%	9	0.03%	bkfd14.sbcglobal.net
	24	0.04%	9	0.03%	bcvloh.sbcglobal.net
	18	0.03%	7	0.02%	lgtpmi.sbcglobal.net
	20	0.03%	7	0.02%	lsan03.sbcglobal.net
	16	0.02%	6	0.02%	milwwi.sbcglobal.net
	14	0.02%	5	0.01%	scrm01.sbcglobal.net
	6	0.01%	4	0.01%	snantx.sbcglobal.net
	14	0.02%	4	0.01%	stlsmo.sbcglobal.net
	6	0.01%	4	0.01%	sndg02.sbcglobal.net
	11	0.02%	3	0.01%	frs2ca.sbcglobal.net
17	452	0.67%	301	0.87%	ask.com
	120	0.18%	120	0.35%	crawler5017.ask.com
	178	0.26%	56	0.16%	crawler6132.ask.com
	25	0.04%	25	0.07%	crawler5198.ask.com
	18	0.03%	17	0.05%	crawler5103.ask.com
	18	0.03%	15	0.04%	crawler5107.ask.com
	12	0.02%	12	0.03%	crawler5199.ask.com
	15	0.02%	11	0.03%	crawler5104.ask.com
	17	0.03%	11	0.03%	crawler5105.ask.com
	18	0.03%	11	0.03%	crawler5106.ask.com
	16	0.02%	11	0.03%	crawler5108.ask.com
	4	0.01%	4	0.01%	tn-fw.ask.com
	3		3	0.01%	crawler5128.ask.com
	3		3	0.01%	crawler5127.ask.com
	2		2	0.01%	crawler5129.ask.com
18	424	0.62%	270	0.78%	exabot.com
	293	0.43%	159	0.46%	crawl310.exabot.com
	130	0.19%	110	0.32%	crawl14.exabot.com
	1		1		eq-gw.exabot.com
19	240	0.35%	238	0.69%	dotnetdotcom.org
20	366	0.54%	216	0.62%	65.55
21	344	0.51%	212	0.61%	zz.ha.cn
22	201	0.30%	201	0.58%	theplanet.com
	201	0.30%	201	0.58%	static.theplanet.com
23	479	0.70%	197	0.57%	telus.net
	279	0.41%	101	0.29%	bchsia.telus.net
	149	0.22%	73	0.21%	abhsia.telus.net
	51	0.08%	23	0.07%	hsia.telus.net
24	386	0.57%	193	0.56%	74
25	529	0.78%	180	0.52%	69

26	512	0.75%	174	0.50%	verizon.net
	289	0.43%	102	0.29%	fios.verizon.net
	155	0.23%	46	0.13%	east.verizon.net
	67	0.10%	25	0.07%	dsl-w.verizon.net
	1		1		btas.verizon.net
27	303	0.45%	158	0.45%	124
28	339	0.50%	157	0.45%	btcentralplus.com
	35	0.05%	21	0.06%	range217-39.btcentralplus.com
	28	0.04%	17	0.05%	range86-138.btcentralplus.com
	17	0.03%	12	0.03%	range86-152.btcentralplus.com
	19	0.03%	10	0.03%	range86-149.btcentralplus.com
	12	0.02%	6	0.02%	range86-160.btcentralplus.com
	24	0.04%	5	0.01%	range86-172.btcentralplus.com
	10	0.01%	5	0.01%	range86-137.btcentralplus.com
	7	0.01%	5	0.01%	range86-161.btcentralplus.com
	12	0.02%	5	0.01%	range86-146.btcentralplus.com
	6	0.01%	4	0.01%	range86-141.btcentralplus.com
	12	0.02%	4	0.01%	range86-180.btcentralplus.com
	7	0.01%	4	0.01%	range86-145.btcentralplus.com
	8	0.01%	4	0.01%	range86-169.btcentralplus.com
	12	0.02%	4	0.01%	range86-133.btcentralplus.com
	6	0.01%	3	0.01%	range86-171.btcentralplus.com
	5	0.01%	3	0.01%	range86-147.btcentralplus.com
	9	0.01%	3	0.01%	range86-132.btcentralplus.com
	5	0.01%	2	0.01%	range86-134.btcentralplus.com
	2		2	0.01%	range81-157.btcentralplus.com
	5	0.01%	2	0.01%	range86-155.btcentralplus.com
29	355	0.52%	147	0.42%	cox.net
	75	0.11%	39	0.11%	ph.cox.net
	61	0.09%	27	0.08%	ok.cox.net
	27	0.04%	14	0.04%	sd.cox.net
	27	0.04%	11	0.03%	oc.cox.net
	31	0.05%	11	0.03%	hr.cox.net
	20	0.03%	9	0.03%	lv.cox.net
	15	0.02%	8	0.02%	dc.cox.net
	22	0.03%	6	0.02%	ri.cox.net
	28	0.04%	6	0.02%	ks.cox.net
	14	0.02%	5	0.01%	br.cox.net
	17	0.03%	5	0.01%	no.cox.net
	10	0.01%	4	0.01%	om.cox.net
	8	0.01%	2	0.01%	at.cox.net
30	197	0.29%	144	0.41%	38
31	223	0.33%	142	0.41%	mountaincable.net
	210	0.31%	132	0.38%	cpe.mountaincable.net
	13	0.02%	10	0.03%	sta.mountaincable.net
32	119	0.18%	119	0.34%	174.127
33	181	0.27%	115	0.33%	58
34	287	0.42%	106	0.31%	net.blink.ca
	287	0.42%	106	0.31%	72.net.blink.ca
35	139	0.20%	102	0.29%	88
36	248	0.36%	89	0.26%	charter.com
	54	0.08%	16	0.05%	mi.charter.com
	13	0.02%	10	0.03%	or.charter.com
	20	0.03%	9	0.03%	ma.charter.com
	23	0.03%	8	0.02%	wi.charter.com
	30	0.04%	8	0.02%	unknown.charter.com
	21	0.03%	8	0.02%	mn.charter.com
	27	0.04%	8	0.02%	mo.charter.com
	9	0.01%	5	0.01%	al.charter.com
	14	0.02%	4	0.01%	ca.charter.com
	11	0.02%	4	0.01%	sc.charter.com
	5	0.01%	3	0.01%	ga.charter.com
	7	0.01%	2	0.01%	tn.charter.com
	1		1		ny.charter.com
	3		1		tx.charter.com
	3		1		nc.charter.com

	3		1		ct.charter.com
37	328	0.48%	87	0.25%	yahoo.com
	281	0.41%	68	0.20%	sk1.yahoo.com
	11	0.02%	11	0.03%	re3.yahoo.com
	8	0.01%	8	0.02%	sp1.yahoo.com
38	285	0.42%	86	0.25%	bellsouth.net
	37	0.05%	16	0.05%	mia.bellsouth.net
	44	0.06%	14	0.04%	asm.bellsouth.net
	25	0.04%	11	0.03%	jan.bellsouth.net
	76	0.11%	10	0.03%	btr.bellsouth.net
	19	0.03%	7	0.02%	bhm.bellsouth.net
	12	0.02%	4	0.01%	clt.bellsouth.net
	9	0.01%	4	0.01%	gnv.bellsouth.net
	9	0.01%	3	0.01%	jax.bellsouth.net
	8	0.01%	2	0.01%	gsp.bellsouth.net
	6	0.01%	2	0.01%	shv.bellsouth.net
	6	0.01%	2	0.01%	bna.bellsouth.net
	7	0.01%	2	0.01%	ags.bellsouth.net
	10	0.01%	2	0.01%	mem.bellsouth.net
	1		1		mgm.bellsouth.net
	1		1		bix.bellsouth.net
	1		1		lft.bellsouth.net
	3		1		msy.bellsouth.net
	1		1		aby.bellsouth.net
	4	0.01%	1		chs.bellsouth.net
	3		1		mcn.bellsouth.net
39	212	0.31%	84	0.24%	bigpond.net.au
40	159	0.23%	76	0.22%	bellaliant.net
	80	0.12%	52	0.15%	ns.bellaliant.net
	47	0.07%	14	0.04%	nl.bellaliant.net
	32	0.05%	10	0.03%	nb.bellaliant.net
41	2,277	3.35%	75	0.22%	220.181
42	87	0.13%	74	0.21%	89
43	152	0.22%	71	0.20%	arpa
44	97	0.14%	66	0.19%	golden.net
	93	0.14%	65	0.19%	static.golden.net
	4	0.01%	1		1meg.golden.net
45	67	0.10%	66	0.19%	gingersoftware.com
	28	0.04%	28	0.08%	crawler1.gingersoftware.com
	15	0.02%	14	0.04%	crawler7.gingersoftware.com
	7	0.01%	7	0.02%	crawler10.gingersoftware.com
	6	0.01%	6	0.02%	crawler8.gingersoftware.com
	4	0.01%	4	0.01%	crawler6.gingersoftware.com
	3		3	0.01%	crawler9.gingersoftware.com
	2		2	0.01%	crawler2.gingersoftware.com
	1		1		crawler4.gingersoftware.com
	1		1		crawler5.gingersoftware.com
46	65	0.10%	65	0.19%	amazonaws.com
	64	0.09%	64	0.18%	compute-1.amazonaws.com
	1		1		compute.amazonaws.com
47	122	0.18%	62	0.18%	aol.com
	105	0.15%	58	0.17%	proxy.aol.com
	17	0.03%	4	0.01%	ipt.aol.com
48	196	0.29%	61	0.18%	optonline.net
	184	0.27%	56	0.16%	dyn.optonline.net
	11	0.02%	5	0.01%	static.optonline.net
49	60	0.09%	60	0.17%	as13448.com
	9	0.01%	9	0.03%	static-208-80-193-32.as13448.com
	7	0.01%	7	0.02%	static-208-80-193-42.as13448.com
	6	0.01%	6	0.02%	static-208-80-193-44.as13448.com
	6	0.01%	6	0.02%	static-208-80-193-37.as13448.com
	6	0.01%	6	0.02%	static-208-80-193-38.as13448.com
	5	0.01%	5	0.01%	static-208-80-193-27.as13448.com
	3		3	0.01%	static-208-80-193-54.as13448.com
	3		3	0.01%	static-208-80-193-40.as13448.com
	2		2	0.01%	static-208-80-193-43.as13448.com

2	2	0.01%	static-208-80-193-26.as13448.com
2	2	0.01%	static-208-80-193-53.as13448.com
2	2	0.01%	static-208-80-193-55.as13448.com
2	2	0.01%	static-208-80-193-29.as13448.com
2	2	0.01%	static-208-80-193-31.as13448.com
1	1		static-208-80-193-41.as13448.com
1	1		static-208-80-193-39.as13448.com
1	1		static-208-80-193-30.as13448.com
50	108	0.16%	57 0.16% 70
51	154	0.23%	56 0.16% 204.174
52	71	0.10%	56 0.16% 71
53	154	0.23%	56 0.16% ntl.com
	154	0.23%	56 0.16% cable.ntl.com
54	124	0.18%	55 0.16% sdsl.bell.ca
	26	0.04%	20 0.06% ktnron06-1178069959.sdsl.bell.ca
	13	0.02%	7 0.02% toroon63-1176058133.sdsl.bell.ca
	9	0.01%	5 0.01% glphon22-1176258853.sdsl.bell.ca
	6	0.01%	3 0.01% toroon63-1178067744.sdsl.bell.ca
	11	0.02%	3 0.01% hmtnon14-1168102845.sdsl.bell.ca
	2		2 0.01% toroon63-1176057887.sdsl.bell.ca
	6	0.01%	2 0.01% hmtnon14-1176260184.sdsl.bell.ca
	7	0.01%	2 0.01% hmtnon14-1176260346.sdsl.bell.ca
	7	0.01%	1 toroon12-1178068882.sdsl.bell.ca
	1		1 toroon12-1279379743.sdsl.bell.ca
	4	0.01%	1 toroon12-1177739578.sdsl.bell.ca
	5	0.01%	1 hmtnon14-1279380312.sdsl.bell.ca
	3		1 otwaon23-1279380606.sdsl.bell.ca
	2		1 toroon63-1176243303.sdsl.bell.ca
	3		1 london14-1279662996.sdsl.bell.ca
	1		1 mtrlpq42-1176054812.sdsl.bell.ca
	3		1 toroon12-1177861151.sdsl.bell.ca
	5	0.01%	1 toroon12-1242539239.sdsl.bell.ca
	1		1 toroon01-1168097616.sdsl.bell.ca
55	66	0.10%	55 0.16% 142.46
56	54	0.08%	54 0.16% sirsi.net
	12	0.02%	12 0.03% rooms4.sirsi.net
	8	0.01%	8 0.02% rooms8.sirsi.net
	8	0.01%	8 0.02% rooms5.sirsi.net
	8	0.01%	8 0.02% rooms6.sirsi.net
	6	0.01%	6 0.02% liberty.sirsi.net
	4	0.01%	4 0.01% rooms10.sirsi.net
	4	0.01%	4 0.01% scrooms7.sirsi.net
	4	0.01%	4 0.01% rooms7.sirsi.net
57	122	0.18%	54 0.16% 216.94
58	55	0.08%	53 0.15% baidu.com
	55	0.08%	53 0.15% crawl.baidu.com
59	111	0.16%	52 0.15% pacbell.net
	30	0.04%	21 0.06% renocs.pacbell.net
	30	0.04%	11 0.03% pltn13.pacbell.net
	24	0.04%	9 0.03% irvnca.pacbell.net
	7	0.01%	3 0.01% sntc01.pacbell.net
	4	0.01%	2 0.01% sktn01.pacbell.net
	5	0.01%	2 0.01% snfc21.pacbell.net
	4	0.01%	1 lsan03.pacbell.net
	3		1 scrm01.pacbell.net
	1		1 chic01.pacbell.net
	3		1 ded.pacbell.net
60	123	0.18%	51 0.15% eastlink.ca
	23	0.03%	11 0.03% blk-30-130-147.eastlink.ca
	9	0.01%	5 0.01% blk-224-232-140.eastlink.ca
	13	0.02%	5 0.01% blk-89-235-0.eastlink.ca
	10	0.01%	4 0.01% blk-137-69-250.eastlink.ca
	6	0.01%	3 0.01% blk-222-142-63.eastlink.ca
	7	0.01%	3 0.01% blk-137-116-48.eastlink.ca
	2		2 0.01% fw-p1.eastlink.ca
	4	0.01%	1 blk-89-250-255.eastlink.ca

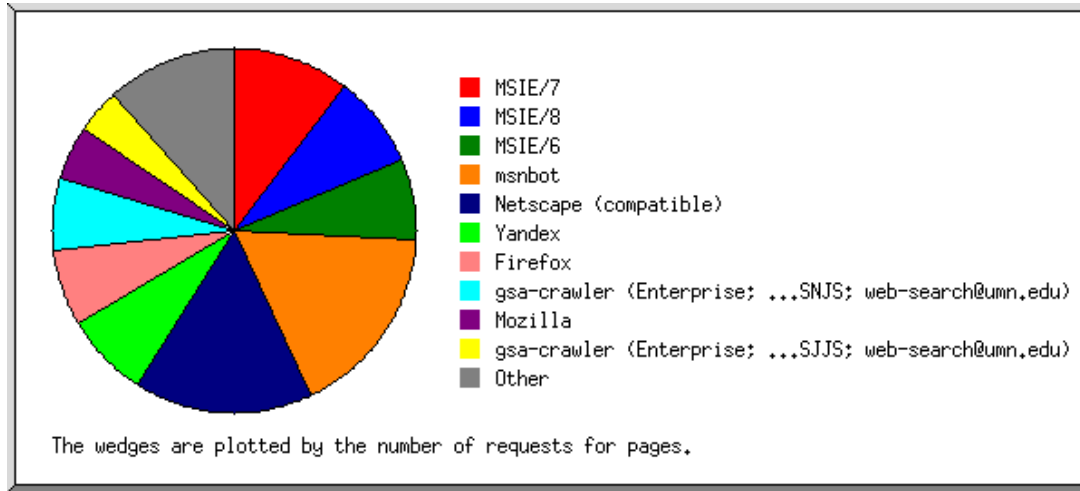
1	1			blk-89-225-226.eastlink.ca	
3	1			blk-137-120-150.eastlink.ca	
1	1			blk-222-95-198.eastlink.ca	
3	1			blk-138-67-248.eastlink.ca	
3	1			blk-222-241-217.eastlink.ca	
3	1			blk-224-190-251.eastlink.ca	
3	1			blk-138-41-69.eastlink.ca	
1	1			blk-222-27-4.eastlink.ca	
4	0.01%	1		blk-137-92-68.eastlink.ca	
3		1		blk-30-162-226.eastlink.ca	
1		1		blk-138-4-43.eastlink.ca	
1		1		blk-30-137-253.eastlink.ca	
61	50	0.07%	50	0.14%	202.176
62	102	0.15%	48	0.14%	virginmedia.com
	86	0.13%	39	0.11%	cable.virginmedia.com
	14	0.02%	7	0.02%	adsl.virginmedia.com
	2		2	0.01%	static.virginmedia.com
63	169	0.25%	48	0.14%	qwest.net
	31	0.05%	9	0.03%	ptld.qwest.net
	21	0.03%	7	0.02%	phnx.qwest.net
	27	0.04%	6	0.02%	hlrn.qwest.net
	20	0.03%	4	0.01%	albq.qwest.net
	8	0.01%	4	0.01%	tcso.qwest.net
	20	0.03%	4	0.01%	slkc.qwest.net
	8	0.01%	3	0.01%	mpls.qwest.net
	4	0.01%	2	0.01%	clsp.qwest.net
	11	0.02%	2	0.01%	static.qwest.net
	4	0.01%	2	0.01%	desm.qwest.net
	3		1		chyn.qwest.net
	1		1		dvnp.qwest.net
	3		1		tukw.qwest.net
	1		1		spkn.qwest.net
	7	0.01%	1		bois.qwest.net
64	91	0.13%	47	0.14%	mc.videotron.ca
	20	0.03%	14	0.04%	120-201-24.mc.videotron.ca
	13	0.02%	8	0.02%	168-176-173.mc.videotron.ca
	17	0.03%	8	0.02%	47-56-74.mc.videotron.ca
	6	0.01%	3	0.01%	125-201-24.mc.videotron.ca
	4	0.01%	2	0.01%	203-203-24.mc.videotron.ca
	6	0.01%	2	0.01%	31-82-70.mc.videotron.ca
	1		1		238-202-24.mc.videotron.ca
	1		1		133-81-70.mc.videotron.ca
	4	0.01%	1		119-80-70.mc.videotron.ca
	5	0.01%	1		181-130-66.mc.videotron.ca
	3		1		31-56-74.mc.videotron.ca
	3		1		219-80-70.mc.videotron.ca
	3		1		249-131-66.mc.videotron.ca
	1		1		248-83-70.mc.videotron.ca
	1		1		203-179-173.mc.videotron.ca
	3		1		119-200-24.mc.videotron.ca
65	127	0.19%	47	0.14%	sasknet.sk.ca
	100	0.15%	40	0.12%	hsdb.sasknet.sk.ca
	27	0.04%	7	0.02%	static.sasknet.sk.ca
66	79	0.12%	44	0.13%	12
67	169	0.25%	44	0.13%	117
68	94	0.14%	43	0.12%	sky.com
	94	0.14%	43	0.12%	bb.sky.com
69	43	0.06%	43	0.12%	fti.net
	35	0.05%	35	0.10%	m1.fti.net
	8	0.01%	8	0.02%	s1.fti.net
70	70	0.10%	43	0.12%	gov.bc.ca
	70	0.10%	43	0.12%	net.gov.bc.ca
71	100	0.15%	43	0.12%	78
72	66	0.10%	42	0.12%	o1.com
	66	0.10%	42	0.12%	static.o1.com
73	54	0.08%	42	0.12%	mobile-knowledge.com

54	0.08%	42	0.12%	fw.mobile-knowledge.com	
74	83	0.12%	39	0.11%	92
75	38	0.06%	38	0.11%	ovh.net
24	0.04%	24	0.07%	ns28816.ovh.net	
13	0.02%	13	0.04%	94-23-144-213.ovh.net	
1		1		188-165-136-18.ovh.net	
76	59	0.09%	38	0.11%	lightpath.net
59	0.09%	38	0.11%	cst.lightpath.net	
77	71	0.10%	36	0.10%	tor.primus.ca
25	0.04%	17	0.05%	dsl-173-206-36-141.tor.primus.ca	
6	0.01%	4	0.01%	dsl-173-206-28-0.tor.primus.ca	
4	0.01%	2	0.01%	dsl-207-112-53-44.tor.primus.ca	
6	0.01%	2	0.01%	dsl-173-206-75-120.tor.primus.ca	
4	0.01%	2	0.01%	dsl-173-206-87-12.tor.primus.ca	
2		2	0.01%	dsl-173-206-204-247.tor.primus.ca	
3		1		dsl-173-206-100-52.tor.primus.ca	
4	0.01%	1		dsl-173-206-102-213.tor.primus.ca	
4	0.01%	1		dsl-173-206-32-143.tor.primus.ca	
4	0.01%	1		dsl-207-112-56-136.tor.primus.ca	
1		1		dsl-173-206-75-51.tor.primus.ca	
4	0.01%	1		dsl-173-206-25-138.tor.primus.ca	
1		1		dsl-173-206-73-128.tor.primus.ca	
78	38	0.06%	35	0.10%	209.133
79	78	0.11%	35	0.10%	mts.net
78	0.11%	35	0.10%	dynamic.mts.net	
80	88	0.13%	35	0.10%	86
81	45	0.07%	34	0.10%	130.63
82	57	0.08%	34	0.10%	72
83	107	0.16%	33	0.10%	digiweb.ie
84	41	0.06%	33	0.10%	cbmlawyers.com
41	0.06%	33	0.10%	mail.cbmlawyers.com	
85	84	0.12%	33	0.10%	swbell.net
19	0.03%	14	0.04%	ksc2mo.swbell.net	
18	0.03%	5	0.01%	rcsntx.swbell.net	
8	0.01%	3	0.01%	stlsmo.swbell.net	
11	0.02%	3	0.01%	hstntx.swbell.net	
9	0.01%	3	0.01%	snantx.swbell.net	
3		1		okcyok.swbell.net	
3		1		ltrkar.swbell.net	
4	0.01%	1		cust-rtr.swbell.net	
3		1		kscymo.swbell.net	
3		1		austtx.swbell.net	
86	65	0.10%	33	0.10%	41
87	301	0.44%	33	0.10%	119
88	32	0.05%	32	0.09%	pair.com
32	0.05%	32	0.09%	morx.pair.com	
89	32	0.05%	32	0.09%	ox.ac.uk
90	36	0.05%	32	0.09%	global-gateway.net.nz
91	110	0.16%	32	0.09%	windstream.net
110	0.16%	32	0.09%	ip.windstream.net	
92	71	0.10%	31	0.09%	optusnet.com.au
93	51	0.08%	31	0.09%	165.24
94	103	0.15%	29	0.08%	208.124
95	64	0.09%	28	0.08%	122.airtelbroadband.in
96	55	0.08%	28	0.08%	cat.com
55	0.08%	28	0.08%	bc1.cat.com	
97	28	0.04%	28	0.08%	bluecoat.com
28	0.04%	28	0.08%	somehost254.bluecoat.com	
98	51	0.08%	28	0.08%	netspace.net.au
99	107	0.16%	27	0.08%	209.128
100	96	0.14%	27	0.08%	204.40
19,226	28.29%	5,149	14.83%	[not listed: 1,880 organizations]	

Browser Summary

(Go To: [Top](#) | [General Summary](#) | [Weekly Report](#) | [Daily Report](#) | [Daily Summary](#) | [Hourly Summary](#) | [Request Report](#) | [Directory Report](#) | [Referrer Report](#) | [Referring Site Report](#) | [Search Query Report](#) | [Search Word Report](#) | [Domain Report](#) | [Organization Report](#) | [Browser Summary](#) | [Operating System Report](#) | [File Size Report](#) | [File Type Report](#) | [Failure Report](#) | [Failed Referrer Report](#))

This report lists the vendors of visitors' browsers.



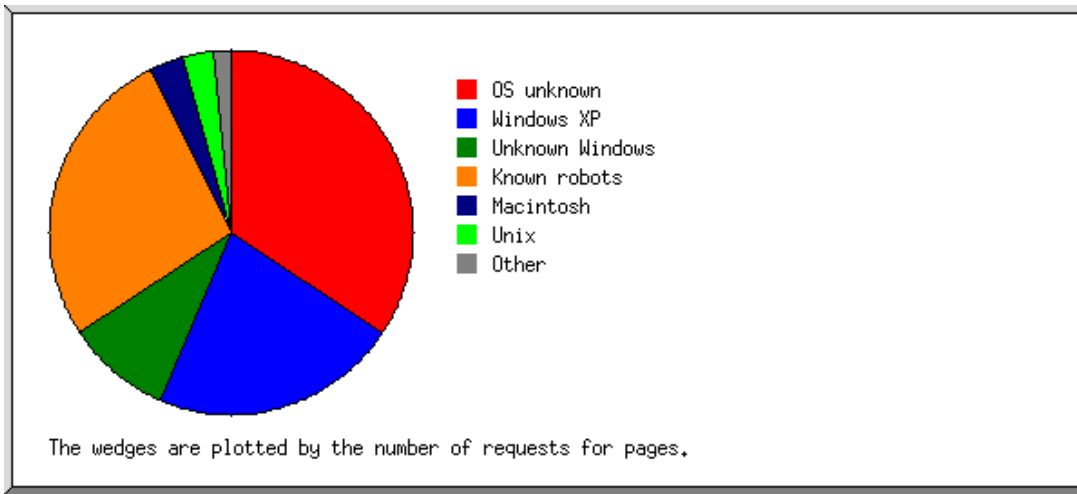
Listing the top 10 browsers by the number of requests for pages, sorted by the number of requests for pages.

#	#reqs	%reqs	#pages	%pages	browser
1	26,709	39.40%	9,008	26.03%	MSIE
	8,448	12.46%	3,619	10.46%	MSIE/7
	7,845	11.57%	2,869	8.29%	MSIE/8
	10,285	15.17%	2,441	7.05%	MSIE/6
	126	0.19%	75	0.22%	MSIE/5
	3		3	0.01%	MSIE/3
	1		1		MSIE/2
2	6,666	9.83%	5,943	17.17%	msnbot
	6,592	9.73%	5,869	16.96%	msnbot/2
	74	0.11%	74	0.21%	msnbot/1
3	10,209	15.06%	5,503	15.90%	Netscape (compatible)
4	3,813	5.63%	2,590	7.48%	Yandex
	3,813	5.63%	2,590	7.48%	Yandex/1
5	5,090	7.51%	2,343	6.77%	Firefox
	4,829	7.12%	2,234	6.46%	Firefox/3
	208	0.31%	74	0.21%	Firefox/2
	50	0.07%	34	0.10%	Firefox/1
6	2,513	3.71%	2,239	6.47%	gsa-crawler (Enterprise; S5-HZJWCLTTFNSJS; web-search@umn.edu)
7	2,231	3.29%	1,677	4.85%	Mozilla
	65	0.10%	23	0.07%	Mozilla/1
8	1,537	2.27%	1,341	3.88%	gsa-crawler (Enterprise; S5-GATKE3S9NSJJS; web-search@umn.edu)
9	2,485	3.67%	1,159	3.35%	Safari
	881	1.30%	384	1.11%	Safari/531
	758	1.12%	375	1.08%	Safari/532
	370	0.55%	162	0.47%	Safari/525
	196	0.29%	113	0.33%	Safari/530
	197	0.29%	77	0.22%	Safari/528
	27	0.04%	14	0.04%	Safari/523
	12	0.02%	12	0.03%	Safari/YY
	18	0.03%	12	0.03%	Safari/51
	7	0.01%	4	0.01%	Safari/419
	7	0.01%	3	0.01%	Safari/413
10	539	0.80%	477	1.38%	Speedy Spider (http:
	539	0.80%	477	1.38%	Speedy Spider (http://www
	5,991	8.84%	2,326	6.72%	[not listed: 129 browsers]

Operating System Report

(Go To: [Top](#) | [General Summary](#) | [Weekly Report](#) | [Daily Report](#) | [Daily Summary](#) | [Hourly Summary](#) | [Request Report](#) | [Directory Report](#) | [Referrer Report](#) | [Referring Site Report](#) | [Search Query Report](#) | [Search Word Report](#) | [Domain Report](#) | [Organization Report](#) | [Browser Summary](#) | [Operating System Report](#) | [File Size Report](#) | [File Type Report](#) | [Failure Report](#) | [Failed Referrer Report](#))

This report lists the operating systems used by visitors.



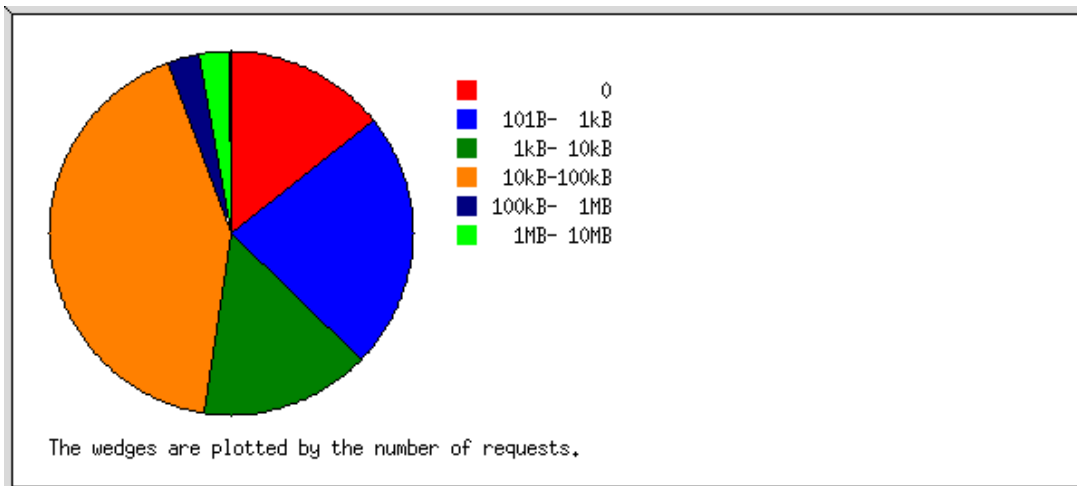
Listing operating systems, sorted by the number of requests for pages.

#	#reqs	%reqs	#pages	%pages	OS
1	20,867	30.79%	11,881	34.33%	OS unknown
2	31,902	47.06%	11,350	32.80%	Windows
	22,480	33.16%	7,590	21.93%	Windows XP
	7,968	11.76%	3,225	9.32%	Unknown Windows
	982	1.45%	304	0.88%	Windows Server 2003
	287	0.42%	136	0.39%	Windows 2000
	96	0.14%	40	0.12%	Windows 98
	36	0.05%	30	0.09%	Windows NT
	43	0.06%	18	0.05%	Windows ME
	8	0.01%	5	0.01%	Windows CE
	2		2	0.01%	Windows 95
3	11,344	16.74%	9,365	27.06%	Known robots
4	2,349	3.47%	1,065	3.08%	Macintosh
5	1,313	1.94%	941	2.72%	Unix
	1,307	1.93%	937	2.71%	Linux
	2		2	0.01%	FreeBSD
	1		1		SunOS
	3		1		Other Unix
6	7	0.01%	3	0.01%	Symbian OS
7	1		1		OS/2

File Size Report

(Go To: [Top](#) | [General Summary](#) | [Weekly Report](#) | [Daily Report](#) | [Daily Summary](#) | [Hourly Summary](#) | [Request Report](#) | [Directory Report](#) | [Referrer Report](#) | [Referring Site Report](#) | [Search Query Report](#) | [Search Word Report](#) | [Domain Report](#) | [Organization Report](#) | [Browser Summary](#) | [Operating System Report](#) | [File Size Report](#) | [File Type Report](#) | [Failure Report](#) | [Failed Referrer Report](#))

This report lists the sizes of files.



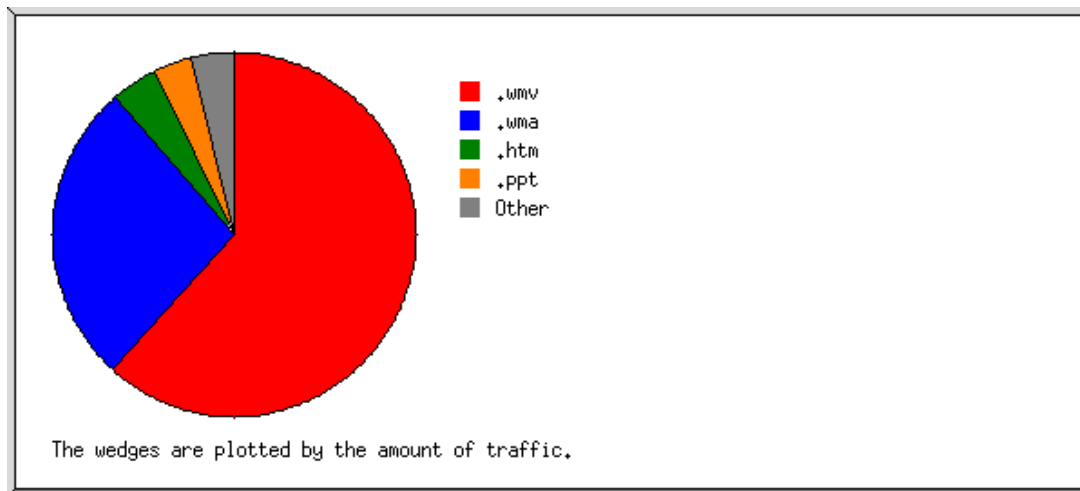
size	#reqs	%reqs	Gbytes	%bytes
0	9,786	14.40%	0.00	0.00
1B- 10B	0		0.00	0.00

11B- 100B	0		0.00	
101B- 1kB	15,582	22.93%	0.00	0.04%
1kB- 10kB	10,134	14.91%	0.04	0.38%
10kB-100kB	28,662	42.18%	0.74	6.77%
100kB- 1MB	1,927	2.84%	0.96	8.72%
1MB- 10MB	1,807	2.66%	7.94	72.26%
10MB-100MB	52	0.08%	1.30	11.83%

File Type Report

(Go To: [Top](#) | [General Summary](#) | [Weekly Report](#) | [Daily Report](#) | [Daily Summary](#) | [Hourly Summary](#) | [Request Report](#) | [Directory Report](#) | [Referrer Report](#) | [Referring Site Report](#) | [Search Query Report](#) | [Search Word Report](#) | [Domain Report](#) | [Organization Report](#) | [Browser Summary](#) | [Operating System Report](#) | [File Size Report](#) | [File Type Report](#) | [Failure Report](#) | [Failed Referrer Report](#))

This report lists the extensions of files.



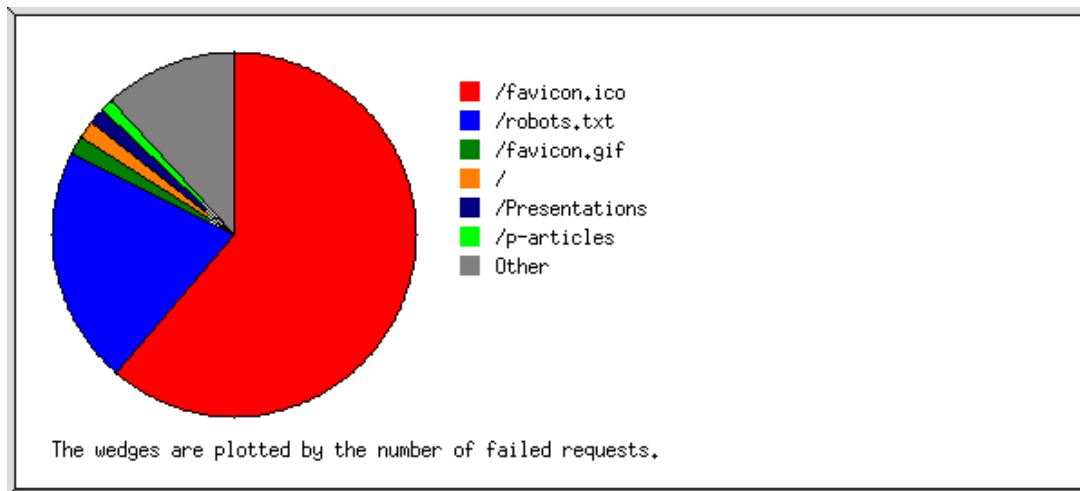
Listing extensions with at least 0.1% of the traffic, sorted by the amount of traffic.

#reqs	%reqs	Gbytes	%bytes	extension
4,932	7.26%	6.76	61.54%	.wmv
8,127	11.96%	2.99	27.20%	.wma
27,695	40.76%	0.45	4.08%	.htm
763	1.12%	0.37	3.36%	.ppt
3,980	5.86%	0.10	0.93%	.doc
539	0.79%	0.09	0.84%	.mpg
6,474	9.53%	0.08	0.75%	.pdf
8,527	12.55%	0.08	0.74%	.JPG
5,624	8.28%	0.05	0.42%	.jpg
1,289	1.90%	0.02	0.15%	[not listed: 6 extensions]

Failure Report

(Go To: [Top](#) | [General Summary](#) | [Weekly Report](#) | [Daily Report](#) | [Daily Summary](#) | [Hourly Summary](#) | [Request Report](#) | [Directory Report](#) | [Referrer Report](#) | [Referring Site Report](#) | [Search Query Report](#) | [Search Word Report](#) | [Domain Report](#) | [Organization Report](#) | [Browser Summary](#) | [Operating System Report](#) | [File Size Report](#) | [File Type Report](#) | [Failure Report](#) | [Failed Referrer Report](#))

This report lists the files that caused failures, for example files not found.



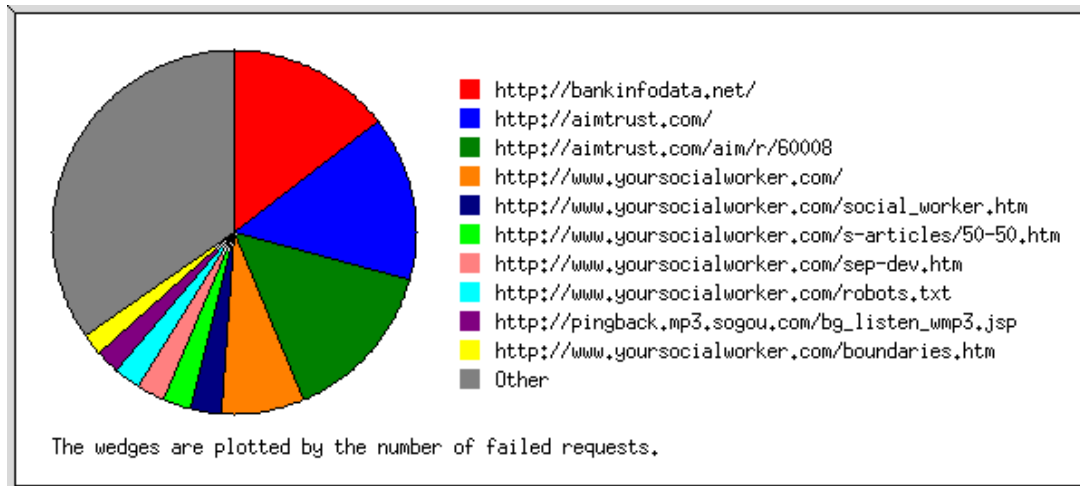
Listing the top 30 files by the number of failed requests, sorted by the number of failed requests.

#reqs	file
6,137	/favicon.ico
2,123	/robots.txt
167	/favicon.gif
154	/
151	/Presentations
114	/p-articles
68	/s-articles
67	/_vti_inf.html
66	/_vti_bin/shtml.exe/_vti_rpc
57	/Presentations/cisco-are-you-ready-children2.mpg
38	/p-articles/
18	/+
17	/s-articles/Parent_Coordinator_Agreement.pdf
15	/stats-July-09.pdf
13	/MSOffice/cltreq.asp
13	/_vti_bin/owssvr.dll
11	/stats-june-09.pdf
10	/(null)
9	/videos/dJqlnaiqpJmkkZWgqpuqOA\$\$\$.wma
9	/s-articles/Parent_Coordination_Agreement-March-09.pdf
8	/videos/tough-love.wmv+
8	/videos/npufma5jp6cgpqi0.wma
8	/stats-feb-09.pdf
8	/apple-touch-icon.png
8	/stats-dec-08.pdf
8	/apple-touch-icon-precomposed.png
8	/p-articles/who.htm+
7	/videos/sake-of-kids.wmv+
7	/p-articles/parent-vs-friend.htm+
7	/p-articles/teen-drug.htm/
696	[not listed: 295 files]

Failed Referrer Report

(Go To: [Top](#) | [General Summary](#) | [Weekly Report](#) | [Daily Report](#) | [Daily Summary](#) | [Hourly Summary](#) | [Request Report](#) | [Directory Report](#) | [Referrer Report](#) | [Referring Site Report](#) | [Search Query Report](#) | [Search Word Report](#) | [Domain Report](#) | [Organization Report](#) | [Browser Summary](#) | [Operating System Report](#) | [File Size Report](#) | [File Type Report](#) | [Failure Report](#) | Failed Referrer Report)

This report lists the referrers containing broken links to the site.



Listing the top 30 referring URLs by the number of failed requests, sorted by the number of failed requests.

#reqs	URL
101	http://bankinfodata.net/
101	http://aimtrust.com/
101	http://aimtrust.com/aim/r/60008
50	http://www.yoursocialworker.com/
19	http://www.yoursocialworker.com/social_worker.htm
18	http://www.yoursocialworker.com/s-articles/50-50.htm
17	http://www.yoursocialworker.com/sep-dev.htm

- 16 <http://www.yoursocialworker.com/robots.txt>
- 15 http://pingback.mp3.sogou.com/bg_listen_wmp3.jsp
- 10 http://pingback.mp3.sogou.com/bg_listen_wmp3.jsp?area=n
- 13 <http://www.yoursocialworker.com/boundaries.htm>
- 11 <http://www.google.com/search>
- 9 <http://yoursocialworker.com/robots.txt>
- 7 <http://box.zhangmen.baidu.com/m>
- 7 <http://www.yoursocialworker.com/articles.htm>
- 7 <http://www.yoursocialworker.com/video.htm>
- 6 http://www.yoursocialworker.com/p-articles/verbal_abuse.htm
- 6 http://www.yoursocialworker.com/p-articles/sexual-abuse-counselling_physicians.htm
- 5 http://www.yoursocialworker.com/s-articles/send_both_parents.htm
- 5 <http://www.yoursocialworker.com/p-articles/am-l-fat.htm>
- 5 <http://www.yoursocialworker.com/s-articles/backfire.htm>
- 5 <http://yoursocialworker.com/>
- 5 <http://www.yoursocialworker.com/Assessments.htm>
- 5 http://www.yoursocialworker.com/p-articles/jump_the_pond.htm
- 4 http://translate.googleusercontent.com/translate_c
- 4 <http://www.yoursocialworker.com/resume/resume.htm>
- 4 <http://www.yoursocialworker.com/p-articles/multi-culturalism.htm>
- 4 <http://www.yoursocialworker.com/p-articles/developmental-milestones.htm>
- 4 <http://www.yoursocialworker.com/p-articles/abortion.htm>
- 4 http://www.yoursocialworker.com/s-articles/separation_adjustment.htm
- 4 <http://www.yoursocialworker.com/family/smothers2b.JPG>

130 [not listed: 93 URLs]

This analysis was produced by [analog 6.0](#).

(Go To: [Top](#) | [General Summary](#) | [Weekly Report](#) | [Daily Report](#) | [Daily Summary](#) | [Hourly Summary](#) | [Request Report](#) | [Directory Report](#) | [Referrer Report](#) | [Referring Site Report](#) | [Search Query Report](#) | [Search Word Report](#) | [Domain Report](#) | [Organization Report](#) | [Browser Summary](#) | [Operating System Report](#) | [File Size Report](#) | [File Type Report](#) | [Failure Report](#) | [Failed Referrer Report](#))